
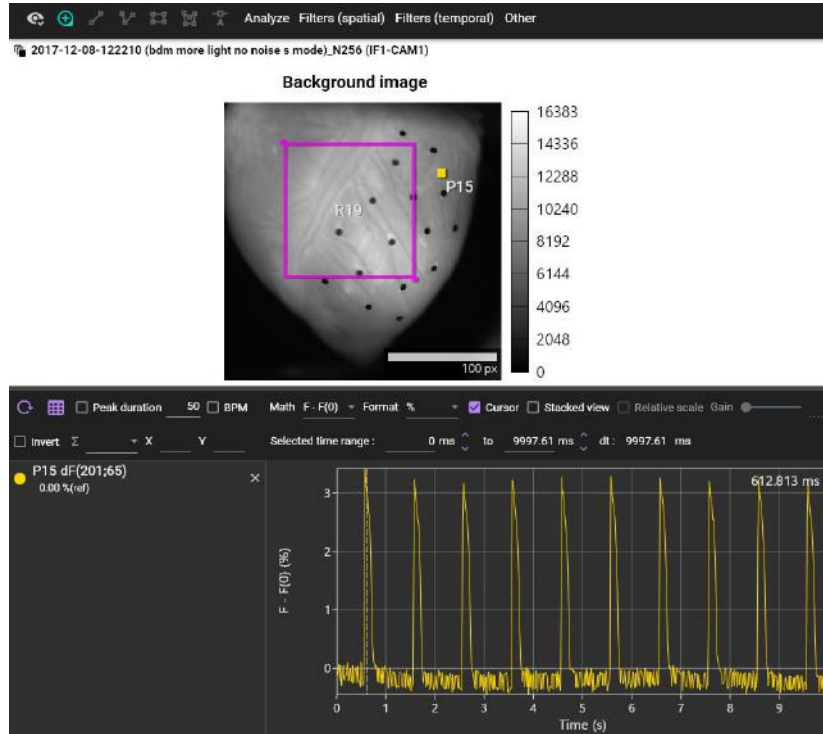



8-1-4. ROI (rectangle)

(1) Rectangle - specifying data analysis range

With "Add rectangle"  selected, drag mouse from upper left to lower right on an image to specify rectangle. The specified rectangle becomes a ROI (Region of Interest) and is used for target range of various data analysis and display range of pseudo color.



Operation	Description	
Click on image with  selected	Create a rectangle	
Right click while creating rectangle	End shape	Finish specifying points and fix rectangle
	Abort	Delete created rectangle
Mouse drag points after creating rectangle	Move point position and change rectangle	
Right click on rectangle	Area info	Area information display (see page 62 (2))
	Copy	Copy rectangle and display it in another data set of the same data set
	Rename	Rename rectangle
	Delete	Delete rectangle

(2) Area information display (Area info)

Right click on rectangle and select [Area info]. Information about a specified rectangle is displayed.

